

D-TEK® 3 and D-TEK Stratus®

Thank you for buying the INFICON Flammable Refrigerant Sensor!

This sensor is compatible with the following leak detector firmware versions:

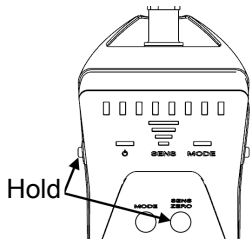
- D-TEK 3: version 2 or higher
- D-TEK Stratus: version 1.40 or higher

Older firmware versions are not compatible with this sensor and will indicate a sensor error when the sensor is installed. If you have an older version, contact INFICON for a free firmware update.

How to Check Firmware Versions

D-TEK 3

Power on D-TEK 3 while holding the **SENS/ZERO** button.

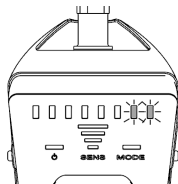
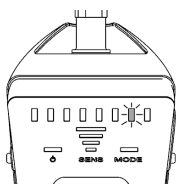
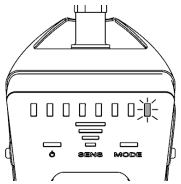


Continue holding both buttons. The pattern of lights indicates the software version.

indicates version 1

indicates version 2

indicates version 3



D-TEK Stratus

Power on D-TEK Stratus. The firmware version is displayed on the initial screen.



D-TEK[®] 3 and D-TEK Stratus[®]

感谢选购INFICON可燃制冷剂传感器！

该传感器与以下版本检漏仪兼容：

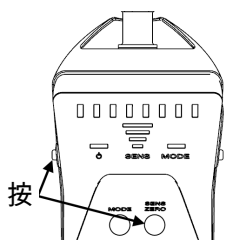
- D-TEK 3: 2版本或更高
- D-TEK Stratus: 1.40版本或更高

老版本检漏仪与该传感器不兼容，当安装该传感器后会指示传感器错误。如果您有老版本检漏仪，请联系INFICON公司免费获取软件升级。

如何确定版本号

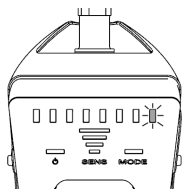
D-TEK 3

按开机键时，同时按下SENS/ZERO按键

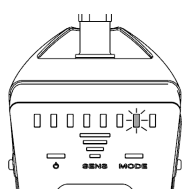


持续按住这两个按键，指示灯图案指示版本号。

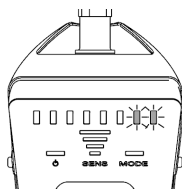
版本1



版本2



版本3



D-TEK Stratus

开机，版本号显示在初始屏幕上。



D-TEK® 3 and D-TEK Stratus®

Děkujeme vám za zakoupení senzoru hořlavého chladiva INFICON!

Tento senzor je kompatibilní s následujícími verzemi firmwaru detektoru úniku.

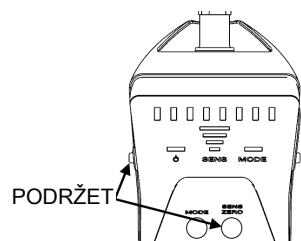
- D-TEK 3: verze 2 nebo vyšší
- D-TEK Stratus: verze 1.40 nebo vyšší

Starší verze firmwaru nejsou s tímto senzorem kompatibilní a budou indikovat chybu senzoru, když je senzor nainstalován. Pokud máte starší verzi, požádejte INFICON o bezplatnou aktualizaci softwaru.

Jak zkontrolovat verze firmwaru:

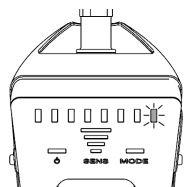
D-TEK 3

Zapněte D-TEK 3, potom podržte tlačítko SENS / ZERO.

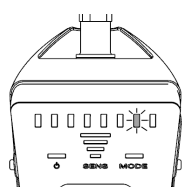


Držte obě tlačítka. Vzorek světel označuje verzi softwaru.

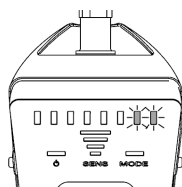
Značí verzi 1



Značí verzi 2



Značí verzi 3



D-TEK Stratus

Zapněte D-TEK Stratus. Verze softwaru se zobrazí na úvodní obrazovce.



D-TEK® 3 and D-TEK Stratus®

Tak fordi du købte INFICON kølemiddelsensor for brandbare kølemidler!

Denne sensor er kompatibel med følgende firmware-versioner af lækagedetektorer:

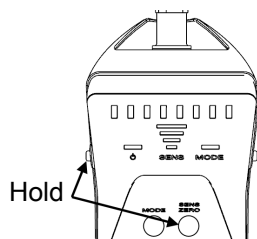
- D-TEK 3: version 2 eller højere
- D-TEK Stratus: version 1.40 eller højere

Ældre firmware-versioner er ikke kompatible med denne sensor og vil indikere en sensorfejl, når sensoren er installeret. Hvis du har en ældre version, skal du kontakte INFICON for en gratis firmwareopdatering.

Sådan kontrolleres firmware versioner

D-TEK 3

Tænd D-TEK 3, mens du holder SENS / ZERO-knappen nede.

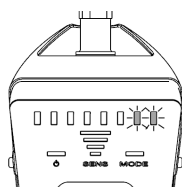
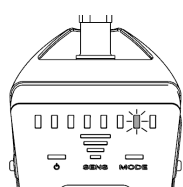
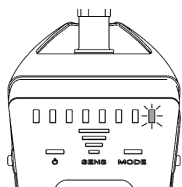


Fortsæt med at holde begge knapper nede. Lysmønsteret angiver softwareversionen.

Angiver version 1

Angiver version 2

Angiver version 3



D-TEK Stratus

Tænd for D-TEK Stratus. Firmware versionen vises på startskærmen.



D-TEK® 3 and D-TEK Stratus®

Dank u voor de aankoop van de Inficon sensor voor brandbare koudemiddelen!

Deze sensor is geschikt voor toepassing met de volgende lekzoeker firmware versies:

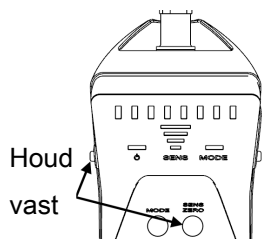
- D-TEK 3: versie 2 of hoger
- D-TEK Stratus: versie 1.40 of hoger

Oudere firmware versies zijn niet geschikt voor deze sensor en zullen een sensorfout melden als de sensor is gemonteerd. Als u een oudere versie heeft neem dan met Inficon contact op voor een gratis firmware update.

Hoe is de firmware versie te controleren

D-TEK 3

Houdt de SENS/ZERO toets ingedrukt tijdens het inschakelen van de D-Tek.

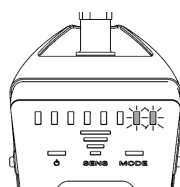
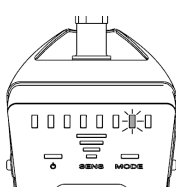
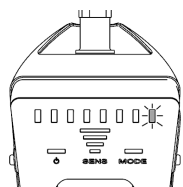


Houdt beide toetsen ingedrukt. Het patroon van de lampjes geeft de softwareversie weer.

Geeft aan versie 1

Geeft aan versie 2

Geeft aan versie 3



D-TEK Stratus

Schakel de D-Tek Stratus in. De firmware versie wordt in het beginscherm weergegeven.



D-TEK® 3 and D-TEK Stratus®

Kiitos INFICON-A2L aineiden kylmäaineanturin ostamisesta!

Tämä anturi on yhteensopiva seuraavien vuototunnistimen laiteohjelmistoversioiden kanssa:

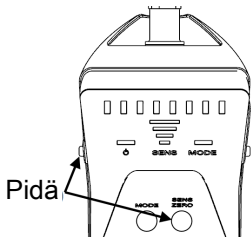
- D-TEK 3: versio 2 tai uudempi
- D-TEK Stratus: versio 1.40 tai uudempi

Vanhemmat laiteohjelmistoversiot eivät ole yhteensopivia tämän anturin kanssa ja ilmaisevat anturivirheen, kun anturi asennetaan. Jos sinulla on vanhempi versio, ota yhteyttä INFICONiin saadaksesi ilmaisen laiteohjelmistopäivityksen.

Kuinka tarkistaa laiteohjelmaversiot

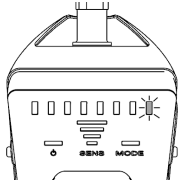
D-TEK 3

Käynnistä D-TEK 3 pitämällä SENS / ZERO-painiketta painettuna.

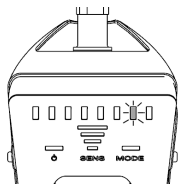


Jatka molempien painikkeiden pitämistä. Valokuvio osoittaa ohjelmistoversion

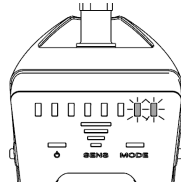
Ilmaisee version 1



Ilmaisee version 2



Ilmaisee version 3



D-TEK Stratus

Käynnistä D-TEK Stratus. Laiteohjelmistoversio näkyy aloitusnäytössä



D-TEK® 3 and D-TEK Stratus®

Merci d'avoir acheté le capteur INFICON pour gaz combustibles!

Ce capteur est compatible avec les versions de logiciel du détecteur de fuite suivantes:

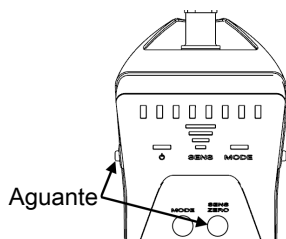
- D-TEK 3: version 2 ou supérieure
- D-TEK Stratus: version 1.40 ou supérieure

Les anciennes versions de logiciel ne sont pas compatibles avec ce capteur et indiqueront une erreur de capteur lors de l'installation du même. Si vous avez une version plus ancienne, contactez INFICON pour une mise à jour gratuite du logiciel.

Comment vérifier les versions du logiciel

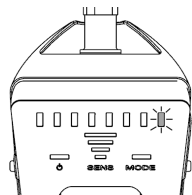
D-TEK 3

Maintenez le bouton SENS / ZERO enfoncé et allumez le D-TEK 3

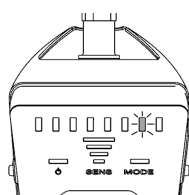


Allumez le D-TEK 3 et maintenez le bouton SENS / ZERO enfoncé.

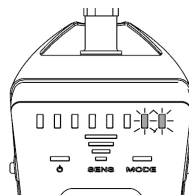
Indique la version 1



Indique la version 2



Indique la version 3



Allumez le D-TEK Stratus. La version du logiciel est indiquée sur l'écran initial.



D-TEK® 3 and D-TEK Stratus®

Vielen Dank für den Kauf des INFICON-Sensors für brennbare Kältemittelgase!

Dieser Sensor ist mit den folgenden Lecksuchgerät-Softwareversionen kompatibel:

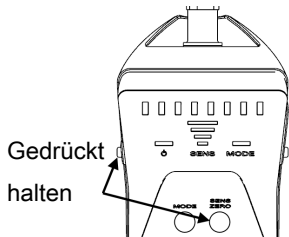
- D-TEK 3: Version 2 oder höher
- D-TEK Stratus: Version 1.40 oder höher

Ältere Softwareversionen sind mit diesem Sensor nicht kompatibel und zeigen einen Sensorfehler an, sobald der Sensor installiert wird. Bitte kontaktieren Sie INFICON für ein kostenfreies Software-Update, sollten Sie eine ältere Version vorliegen haben.

Wie werden Software-Versionen überprüft

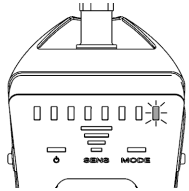
D-TEK 3

Halten Sie die SENS/ZERO-Taste gedrückt, während Sie den D-TEK3 einschalten.

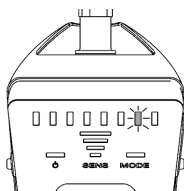


Fahren Sie fort, indem Sie beide Tasten gedrückt halten. Das Schema der LED-Lichter zeigt die Softwareversion an.

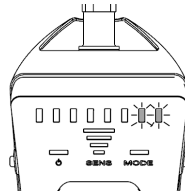
Zeigt Version 1 an



Zeigt Version 2 an



Zeigt Version 3 an



D-TEK Stratus

Schalten Sie den D-TEK Stratus ein. Die Software-Version wird auf dem Startbildschirm angezeigt.



D-TEK® 3 and D-TEK Stratus®

Grazie per aver acquistato il sensore per refrigeranti infiammabili INFICON!

Questo sensore è compatibile con le seguenti versioni firmware del rilevatore di perdite:

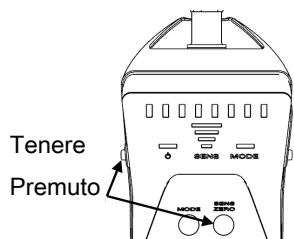
- D-TEK 3: versione 2 o superiore
- D-TEK Stratus: versione 1.40 o superiore

Le versioni precedenti del firmware non sono compatibili con questo sensore e indicheranno un errore quando il sensore verrà installato. Se disponete di una versione precedente, contattare INFICON per un aggiornamento gratuito del firmware.

Come controllare le versioni del firmware

D-TEK 3

Accendere D-TEK 3 tenendo premuto anche il pulsante SENS / ZERO.



Continuare a tenere premuti entrambi i pulsanti. Lo schema delle luci indica la versione del firmware.



D-TEK Stratus

Accendere D-TEK Stratus. La versione del firmware viene visualizzata nella schermata iniziale.



D-TEK® 3 and D-TEK Stratus®

この度は、インフィコンの可燃性冷媒ガス用センサーをお買い上げ頂きまして、ありがとうございます。

このセンサーは以下のファームウェアバージョンと互換性がございます：

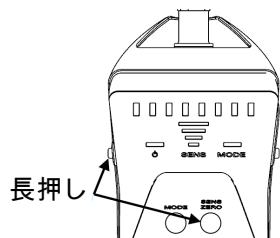
- ・ D-TEK 3: version 2以降
- ・ D-TEK Stratus: version 1.40以降

古いファームウェアバージョンとの互換性がございません。インストールされた場合、センサーエラーと表示されます。古いバージョンをお持ちの場合は、無料のファームウェアアップデートについてINFICONにお問い合わせください。

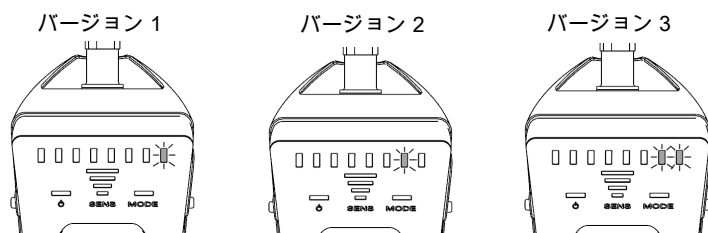
ファームウェアバージョンの確認方法

D-TEK 3

SENS/ZEROボタンを長押ししたまま、電源を入れます。



両方のボタンを押し続けます。点灯パターンはソフトウェアのバージョンを示します。



D-TEK Stratus

D-TEK Stratusの電源を入れます。ファームウェアのバージョンが初期画面に表示されます。



D-TEK® 3 and D-TEK Stratus®

INFICON 가연성 냉매 센서를 구매해 주심에 감사드립니다.

이 센서는 아래 누설 탐지기의 펌웨어 버전과 호환 가능 합니다

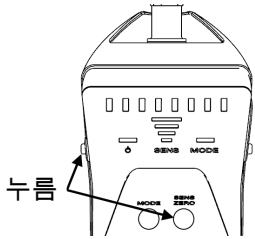
- D-TEK 3: 버전 2 또는 상위 버전
- D-TEK Stratus: 버전 1.40 또는 상위 버전

오래된 펌웨어 버전은 이 센서와 호환되지 않습니다. 그리고 센서가 설치됐을 때 센서 에러를 표시합니다. 만약 구 버전을 가지고 있다면, 펌웨어 업데이트를 위해 INFICON으로 연락하십시오.

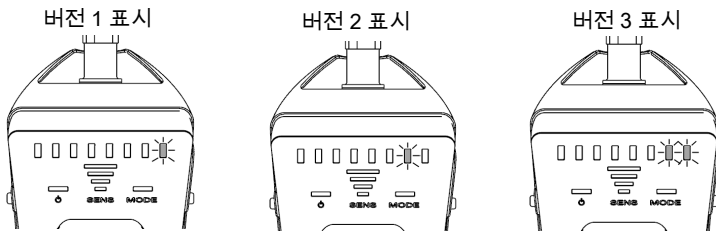
펌웨어 버전 확인 방법

D-TEK 3

SENS/ZERO 버튼을 누른 상태에서 D-TEK 3 전원을 켜십시오.



양 버튼을 누르고 있으십시오. LED라이트의 패턴으로 소프트웨어 버전을 표시합니다. 양 버튼을 누르고 있으십시오. LED라이트의 패턴으로 소프트웨어 버전을 표시합니다.



D-TEK Stratus

D-TEK Stratus를 켜십시오. 펌웨어 버전은 초기 화면에 표시됩니다.



D-TEK® 3 and D-TEK Stratus®

Gracias por adquirir el sensor INFICON para gases combustibles!

Este sensor es compatible con las siguientes versiones del software del detector de fugas:

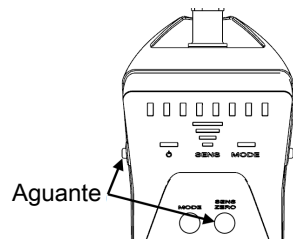
- D-TEK 3: versión 2 o superior
- D-TEK Stratus: versión 1.40 o superior

Los softwares más antiguos no son compatibles con este sensor e indicarán un error del sensor durante la instalación del mismo. Si posee una versión más antigua, contacte con INFICON para una actualización gratuita del software.

Cómo verificar la versión del software

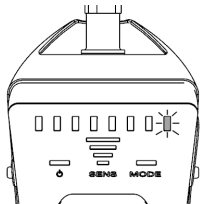
D-TEK 3

Mantenga apretado el botón SENS/ZERO y encienda el D-TEK 3.

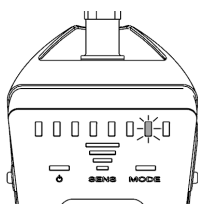


Continúe presionando ambos botones. El patrón de las luces indica la versión del software.

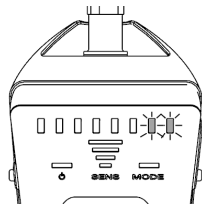
Indica la versión 1



Indica la versión 2



Indica la versión 3



D-TEK Stratus

Encienda D-TEK Stratus. La versión del software se indica en la pantalla inicial.



D-TEK® 3 and D-TEK Stratus®

Tack för att du köpt INFICON sensor för brandfarliga köldmedier!

Denna sensor är kompatibel för läcksökare med följande programvaruversioner:

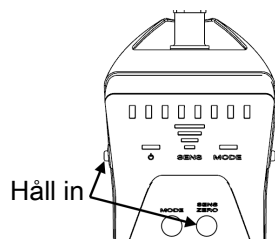
- D-TEK 3: version 2 eller högre
- D-TEK Stratus: version 1.40 eller högre

Äldre programvaruversioner är inte kompatibla med den här sensorn och indikerar ett sensorfel när sensorn är installerad. Om du har en äldre version, kontakta INFICON för en gratis programvaruuppdatering.

Hur man kontrollerar programvaruversion

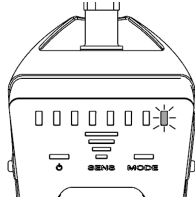
D-TEK 3

Slå på D-TEK 3 medan du håller ner SENS / ZERO-knappen.

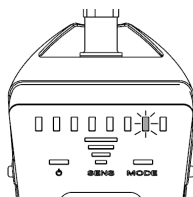


Fortsätt hålla båda knapparna. Ljusbilderna indikerar programvaruversionen.

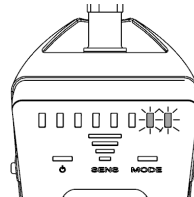
indikering version 1



indikering version 2



indikering version 3



D-TEK Stratus

Slå på D-TEK Stratus. programvaruversionen visas på startskärmen.

