




# QUICK START GUIDE

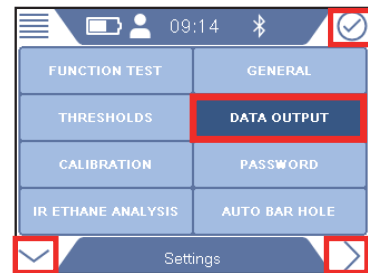
How to set the Log Frequency to 10 Seconds on your IRwin Methane Leak Detector

1

Press  followed by 

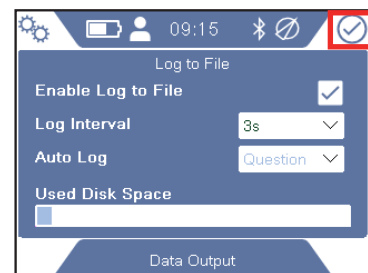
2

Use  and  to navigate to *Data Output*.  
Press 



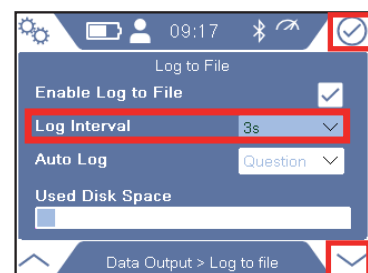
3

Press  to navigate in the menu.



4




Press  to navigate to *Log Interval* and press 

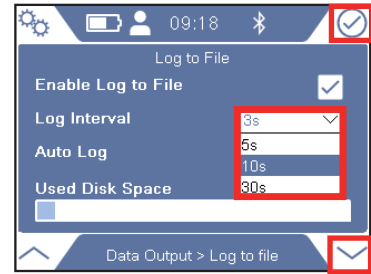


5

If prompted, enter the Supervisor (Advanced) password code.  
If not prompted, go ahead to the next step

6

Press  to open the drop-down menu. Use  to navigate to 10s and press 



7

Press  followed by  and 