

QUICK START GUIDE

How to set the Function Test at 500ppm on your IRwin Methane Leak Detector - Universal Mode (for a factory set unit)

1

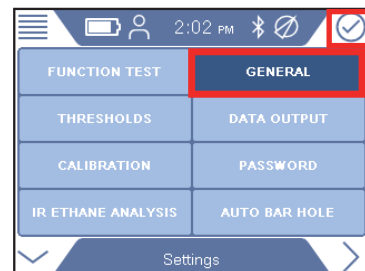
Make sure your IRwin is set in Universal Mode (see the *How to set your IRwin for Universal Mode* quick start guide)

2

Press  followed by 

3

Use  to navigate to *General* and press 



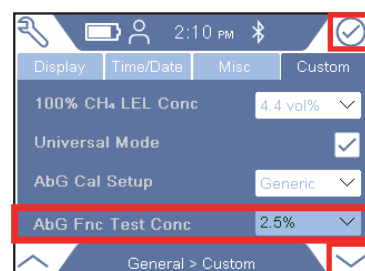
4

Use  to navigate to *Custom* and press 



5



Use  to navigate to *AbG Fnc Test Conc* and press 

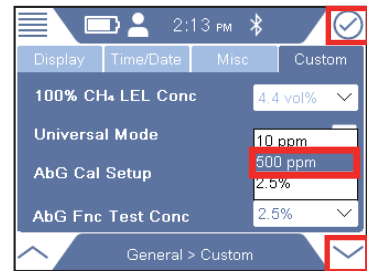


6



If prompted, enter the Supervisor (Advanced) password code and repeat step 5.
If not prompted, go ahead to the next step

7

Use  to select *500 ppm* in the drop-down menu, press 



8

Press  followed by  and 