

QUICK START GUIDE

How to do a 1-point Calibration at 2.5vol% with your IRwin Methane Leak Detector (Universal Mode)
(for a factory set unit)

1

Make sure your IRwin is set in Universal Mode (see the *How to set your IRwin for Universal Mode* quick start guide)

2

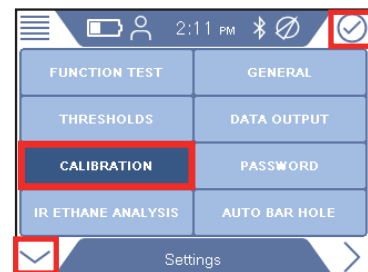
Make sure your IRwin is set with the right calibration settings (see the *How to set your IRwin for one point calibration 2.2% (2.5%)* quick start guide)

3


Press  followed by 

4

Use  to navigate to *Calibration* and press 

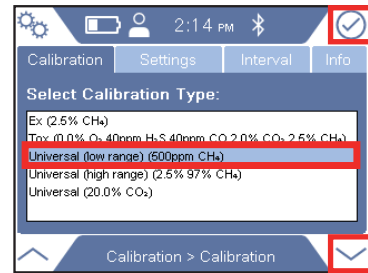


5

If prompted, press  and enter the Intermediate password code. If not prompted, go ahead to next step

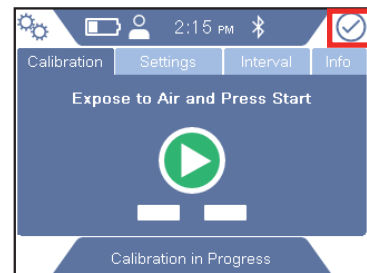
6

Press to get to the drop-down menu. Use to navigate to *Universal (low range) (2.5% CH₄)*. Press



7

Expose the instrument to air and press



8

Expose the instrument to gas, 2.5% CH₄, and press



9

When the calibration is done, press followed by
Then press followed by