A C C E S S O R Y C A T A L O G

3000 Micro GC

Gas Analyzer

IPN dilf16a1-a

INFICON

Worldwide support information regarding:

- **Technical Support, to contact an applications engineer with questions regarding INFICON products and applications, and**
- **Sales and Customer Service, to contact the INFICON Sales office nearest you, and**
- **Repair Service, to contact the INFICON Service Center nearest you,**

is available at www.inficon.com.

Trademarks

All other brand and product names are trademarks or registered trademarks of their respective companies.

Copyright

©2012 All rights reserved.

Reproduction or adaptation of any part of this document without permission is unlawful.

The information contained in this catalog is believed to be accurate and reliable. However, INFICON assumes no responsibility for its use and shall not be liable for any special, incidental, or consequential damages related to the use of this product.

Due to our continuing program of product improvements, photographs and specifications are subject to change without notice.

INFICON Opening The Field To New Ideas™

www.inficon.com reachus@inficon.com

Table Of Contents

Cover Page

Worldwide Support

Trademarks

Copyright

Chapter 1

3000 Micro GC Accessories

1.1 Sample Conditioners

G2801-60900 Sample Inlet Filter 1-1

G2817A Genie Filter Assembly 1-1

G2815A Pressure Reducer 1-2

G2816A Pressure Reducer and Genie Filter Assembly 1-2

G2818A-X* Heated Regulator for 1,2-Channel Instruments. 1-3

G2845A-X* Heated Regulator for 3,4-Channel Instruments. 1-3

G2857A-X* Heated Regulator for Portable Instruments. 1-3

G2819A-X* Heated Vaporizer for 1,2-Channel Instruments. 1-4

G2846A-X* Heated Vaporizer for 3,4-Channel Instruments. 1-4

G2858A-X* Heated Vaporizer for Portable Instruments 1-4

Chapter 2

3000 Micro GC Spare Parts

2.1 Power Supplies

G2801-60747
24 V (dc) Power Converter 2-1

G2801-60748
15 V (dc) Power Converter 2-1

G2801-60746
15 V (dc) Power Converter 2-1

G2801-60749
15 V (dc) Power Converter 2-1

Power Cord. 2-2

IPN dilf16a1-a

2.2 Gas Sampling Accessorues

5185-5817 1/16 in. Gas Sample Tubing. 2-3

5184-3593 Regulator for Checkout Gas Cylinders. 2-3

2.3 Portable 3000 Spare Parts

G2751-60530 Vehicle Power Charger 2-4

G2801-80180 Replacement Dual Battery Pack 2-4

PNU-2058 On-Board Carrier Gas Cylinder Recharge Kit 2-5

2.4 Remote Start Parts

G2801-60618 Remote Start Cable. 2-6

G2847A Digital I/O Module Kit 2-6

Chapter 3

3000 Micro GC Consumables

3.1 Sample Conditioner Consumables

5183-4652 10 Micron Particulate Filter 3-1

HDW-2170 Genie Membrane Filter 3-1

0100-2034 2 Micron Filter 3-2

3150-0786 7 Micron Filter 3-2

3.2 Other Consumables

3150-0602 Carrier Gas Particulate Filter 3-3

G2870A-01 Hydrocarbon/ Moisture Trap 3-3

FRL-1269 Dual-Ended Ferrule. 3-3

3.3 Checkout Gas Cylinders

5183-4800 Universal Checkout Gas 3-4

5184-3536 NGA Checkout Gas 3-4

5184-3538 RGA Checkout Gas 3-4

IPN dilf16a1-a

Chapter 4

3000 Micro GC Modules

4.1 Description of GC Module Numbers

4.1.1 Reference Number on Top of GC Module 4-1

4.1.2 New Module Part Number 4-1

4.1.3 Refurbished Module Part Number 4-1

4.1.4 New Module Replacement Part Number 4-2

4.2 Standard Modules

GCMOD-##. 4-2

4.2.1 Standard Modules Table 4-3

4.3 Performance Enhanced Modules

GCMOD-XX 4-7

4.3.1 Performance Enhanced Modules Table 4-8

4.4 Discontinued Module Replacement IPNs

IPN dilf16a1-a

This page is intentionally blank.

IPN dilf16a1-a

Chapter 1
3000 Micro GC Accessories

1.1 Sample Conditioners

Part Number	Photograph
G2801-60900 **Sample Inlet Filter** 1/16 in. male Swagelok® fitting	 **NOTE:** INFICON recommends that the 10 micron filter (IPN 5183-4652) for G2801-60900 be changed every 6 to 12 months.
G2817A Genie Filter Assembly	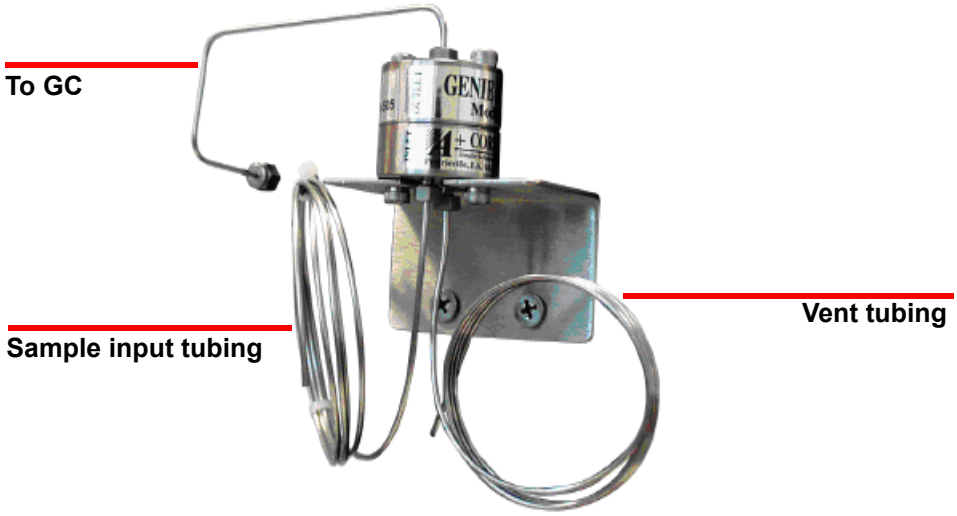 **Mounting bracket not shown** **NOTE:** INFICON recommends that the membrane filter (IPN HDW-2170) for G2817A be changed every 3 to 6 months.

IPN dilf16a1-a

Part Number	Photograph
G2815A Pressure Reducer	 **Mounting bracket not shown**
G2816A Pressure Reducer and Genie Filter Assembly	 **NOTE:** INFICON recommends that the membrane filter (IPN HDW-2170) for G2816A be changed every 3 to 6 months.

IPN dilf16a1-a

Part Number	Photograph
G2818A-X* Heated Regulator for 1,2-Channel Instruments **G2845A-X* Heated Regulator for 3,4-Channel Instruments** **G2857A-X* Heated Regulator for Portable Instruments** See page 2-1 for power converter. *X corresponds to power cord country code 0 - NONE 1 - China 2 - Europe 3 - US 4 - Japan 5 - UK/HK/SG/MY 6 - Australia/NZ 7 - Korea	 **NOTE:** INFICON recommends that the 7 micron filter (IPN 3150-0786) for G2818A-X/G2845A-X/G2857A-X be changed every 12 months.

IPN dilf16a1-a

Part Number	Photograph
G2819A-X* Heated Vaporizer for 1,2-Channel Instruments For LPG Sampling **G2846A-X* Heated Vaporizer for 3,4-Channel Instruments** For LPG Sampling **G2858A-X* Heated Vaporizer for Portable Instruments** For LPG Sampling See page 2-1 for power converter *X corresponds to power cord country code 0 - NONE 1 - China 2 - Europe 3 - US 4 - Japan 5 - UK/HK/SG/MY 6 - Australia/NZ 7 - Korea	 **NOTE:** INFICON recommends that the 2 micron filter (IPN 0100-2034) for G2819A-X/G2846A-X/G2858A-X be changed every 12 months.

IPN dilf16a1-a

Chapter 2
3000 Micro GC Spare Parts

2.1 Power Supplies

Part Number	Photograph
G2801-60747 **24 V (dc) Power Converter** For 1 to 4-Channel Instruments	
G2801-60748 **15 V (dc) Power Converter** For Portable Instruments **G2801-60746** **15 V (dc) Power Converter** Replacement part for heated regulator. Refer to page 1-3. **G2801-60749** **15 V (dc) Power Converter** Replacement part for heated vaporizer Refer to page 1-4.	

IPN dilf16a1-a

Part Number	Photograph
Power Cord For use with IPN G2801-60746/60747/60748/60749 converters **8120-1378 (US)** Shown **8120-1689 (Europe)** **8120-1369 (Australia/New Zealand)** **8120-8705 (UK/HK/SG/MY)** **8120-0723 (China)** **8120-4753 (Japan)** **8121-1226 (Korea)**	

IPN diif16a1-a

2.2 Gas Sampling Accessorues

Part Number	Photograph
5185-5817 1/16 in. Gas Sample Tubing 64 cm length, Stainless Steel, with Fittings	
5184-3593 Regulator for Checkout Gas Cylinders See page 3-4.	

IPN dilf16a1-a

2.3 Portable 3000 Spare Parts

Part Number	Photograph
G2751-60530 **Vehicle Power Charger** 12 V (dc) For Portable Instruments	
G2801-80180 **Replacement Dual Battery Pack** 5 amp 12 V (dc) for Portable Instruments	

IPN dilf16a1-a

Part Number	Photograph
PNU-2058 On-Board Carrier Gas Cylinder Recharge Kit For Portable Instruments	

IPN dilf16a1-a

2.4 Remote Start Parts

Part Number	Photograph
G2801-60618 **Remote Start Cable**	
G2847A Digital I/O Module Kit Contents as shown.	

IPN dilf16a1-a

Chapter 3
3000 Micro GC Consumables

3.1 Sample Conditioner Consumables

Part Number	Photograph
5183-4652 10 Micron Particulate Filter For use with G2801-60900 Sample Inlet Filter, 5 each	 **NOTE:** INFICON recommends that the 10 micron filter for G2801-60900 be changed every 6 to 12 months.
HDW-2170 Genie Membrane Filter For use with G2816A/G2817A Genie Filter Assembly, 5 each	 **NOTE:** INFICON recommends that the membrane filter for G2816A /G2817A be changed every 3 to 6 months.

IPN dilf16a1-a

Part Number	Photograph
0100-2034 2 Micron Filter For use with G2819A-X/G2846A-X /G2858A-X Heated Vaporizer, 1 each	 **NOTE:** INFICON recommends that the 2 micron filter for G2819A-X/G2846A-X/G2858A-X be changed every 12 months.
3150-0786 7 Micron Filter For use with G2818A-X/G2845A-X /G2857A-X Heated Regulator, 1 each	 **NOTE:** INFICON recommends that the 7 micron filter for G2818A-X/G2845A-X/G2857A-X be changed every 12 months.

IPN dilf16a1-a

3.2 Other Consumables

Part Number	Photograph
3150-0602 Carrier Gas Particulate Filter 1 each	 **NOTE:** INFICON recommends that the carrier gas particulate filter be changed every 24 months.
G2870A-01 Hydrocarbon/ Moisture Trap 1 each	
FRL-1269 Dual-Ended Ferrule For use with G2801-60900 Sample Inlet Filter, 1 each	 **NOTE:** INFICON recommends that the dual ended ferrule be changed every 12 to 24 months.

IPN dilf16a1-a

3.3 Checkout Gas Cylinders

Part Number	Photograph
5183-4800 Universal Checkout Gas **5184-3536 NGA Checkout Gas** **5184-3538 RGA Checkout Gas** **NOTE:** Regulator (IPN 5184-3539) not included, must be purchased separately. Refer to page 2-3.	

NOTE: The checkout gas mixtures supplied by INFICON are not calibration gases. They should only be used for instrument installation and start-up.

IPN dilf16a1-a

Chapter 4
3000 Micro GC Modules

4.1 Description of GC Module Numbers

GC module numbers are referenced in this chapter. See Figure 4-1.

Figure 4-1 GC module label

4.1.1 Reference Number on Top of GC Module

This reference number is used internally by INFICON, and it should not be used when ordering a GC module.

4.1.2 New Module Part Number

The New Module Part Number can be determined using the Reference Part Number and the Standard Modules Table on page 4-3 or the Performance Enhanced Modules Table on page 4-8. Use the New Module Part Number when ordering a new standard or enhanced module from INFICON. This will include the GC module itself, firmware update CD, and shipping material. This part number will not be displayed on the label on top of the GC module. This part number may also be used when ordering a spare to swap with an existing module in a 3000 Micro GC when needed.

4.1.3 Refurbished Module Part Number

INFICON offers fast service turn-around with an Exchange Module Program. Used modules can be refurbished in an INFICON repair center to meet the urgent needs of the customer. To leverage the fast turn around of a refurbished or exchange module, customers can order a refurbished module using the Refurbished Module Part Number found in the Standard Modules Table on page 4-3. Once the customer receives the refurbished module, the defective module MUST be returned to INFICON.

In addition, the refurbished module will have the Refurbished Module Part Number label adhered on top of it for proper identification.

IPN dilf16a1-a

4.1.4 New Module Replacement Part Number

Direct replacement modules are available for discontinued modules, and the new part numbers for these replacement modules can be found in Discontinued Module Replacement IPNs, see section 4.4 on page 4-12.

4.2 Standard Modules

Part Number	Photograph
GCMOD-## Contains a two digit numerical ending dependent on column parameters Example of standard module case: GCMOD-23	
Example of Modbox case: GCMOD-30	

IPN dilf16a1-a

4.2.1 Standard Modules Table

NOTE: If the reference number is not listed in the table, see section 4.4.

Table 4-1 Standard modules

Reference Number on Top of GC Module	New Module Part Number	Refurbished Module Part Number	Injector Type	Analytical Column	Analtyical Column Length	Pre-Column	Pre-Column Length
G2801-60100	GCMOD-01	G2801-69100	1.0 µL BackFlush	PLOT-U	8 m	PLOT-U	1 m
G2801-60502	GCMOD-03	G2801-69047	1.0 µL BackFlush	PLOT-U	8 m	PLOT-Q (Varian)	1 m
G2801-60503	GCMOD-04	G2801-69048	0.4 µL BackFlush	Alumina 0.32mm	10 m	Alumina 0.32 mm	1 m
G2801-60506	GCMOD-05	G2801-69001	1.6 Fixed Vol.	PLOT-U	8 m		
G2801-60507	GCMOD-06	G2801-69002	1.6 Fixed Vol.	OV-1, 1.2um	4 m		
G2801-60508	GCMOD-07	G2801-69003	1.6 Fixed Vol.	OV-1, 1.2um	8 m		
G2801-60509	GCMOD-08	G2801-69004	1.6 Fixed Vol.	OV-1, 2.0um	6 m		
G2801-60511	GCMOD-10	G2801-69006	1.6 Fixed Vol.	Alumina	10 m		
G2801-60512	GCMOD-11	G2801-69007	1.6 Fixed Vol.	PLOT-Q (Varian)	8 m		
G2801-60513	GCMOD-12	G2801-69008	1.6 Fixed Vol.	PLOT-U	4 m		
G2801-60514	GCMOD-13	G2801-69009	1.6 Fixed Vol.	PLOT-U	6 m		
G2801-60516	GCMOD-14	G2801-69011	1.6 Fixed Vol.	Stabilwax	10 m		
G2801-60520	GCMOD-15	G2801-69520	1.0 µL BackFlush	Molsieve	30 m	PLOT-U	3 m
G2801-60535	GCMOD-16	G2801-69012	Variable Vol.	OV-1, 2.0um	8 m		
G2801-60536	GCMOD-17	G2801-69013	Variable Vol.	PLOT-U	8 m		
G2801-60537	GCMOD-18	G2801-69014	Variable Vol.	OV-1, 1.2um	4 m		
G2801-60538	GCMOD-19	G2801-69015	Variable Vol.	OV-1, 1.2um	8 m		

IPN dilf16a1-a

Table 4-1 Standard modules (continued)

Reference Number on Top of GC Module	New Module Part Number	Refurbished Module Part Number	Injector Type	Analytical Column	Analtyical Column Length	Pre-Column	Pre-Column Length
G2801-60539	GCMOD-20	G2801-69016	Variable Vol.	OV-1, 2.0um	6 m		
G2801-60541	GCMOD-22	G2801-69018	Variable Vol.	Alumina 0.32 mm	10 m		
G2801-60542	GCMOD-23	G2801-69019	Variable Vol.	PLOT-Q (Varian)	8 m		
G2801-60543	GCMOD-24	G2801-69020	Variable Vol.	PLOT-U	4 m		
G2801-60544	GCMOD-25	G2801-69021	Variable Vol.	PLOT-U	6 m		
G2801-60545	GCMOD-26	G2801-69022	Variable Vol.	OV-1701	8 m		
G2801-60546	GCMOD-27	G2801-69023	Variable Vol.	Stabilwax	10 m		
G2801-60572	GCMOD-28	G2801-69572	Large Vol.	OV-1701	8 m		
G2801-60578	GCMOD-29	G2801-69578	Large Vol.	OV-1701	4 m		
G2801-60584	GCMOD-30	G2801-69584	1.0 µL BackFlush	Molsieve	10 m	PLOT-U	3 m
G2801-60585	GCMOD-31	G2801-69585	Variable Vol.	Molsieve	10 m		
G2801-60586	GCMOD-32	G2801-69586	1.6 Fixed Vol.	Molsieve	10 m		
G2801-60587	GCMOD-33	G2801-69587	Variable Vol.	Molsieve	14 m		
G2801-60588	GCMOD-34	G2801-69588	Large Vol.	Molsieve	14 m		
G2801-60592	GCMOD-35	G2801-69592	1.0 µL BackFlush	Molsieve	14 m	PLOT-U	2 m
G2801-60617	GCMOD-36	G2801-69617	Large Vol.	Molsieve	10 m		
G2801-60620	GCMOD-37	G2801-69620	Large Vol.	Molsieve	30 m		
G2801-60628	GCMOD-38	G2801-69628	Large Vol.	Stabilwax	10 m		
G2801-60642	GCMOD-39	G2801-69642	Variable Vol.	Innowax	10 m		
G2801-60643	GCMOD-40	G2801-69643	Variable Vol.	Molsieve	4 m		
G2801-60644	GCMOD-41	G2801-69644	Variable Vol.	PLOT-Q (Agilent)	8 m		

IPN dilf16a1-a

Table 4-1 Standard modules (continued)

Reference Number on Top of GC Module	New Module Part Number	Refurbished Module Part Number	Injector Type	Analytical Column	Analtyical Column Length	Pre-Column	Pre-Column Length
G2801-60649	GCMOD-42	G2801-69649	Variable Vol.	HPFFAP	25 m		
G2801-60660	GCMOD-43	G2801-69660	1.0 µL BackFlush	OV-1, 0.15 mm	4 m	OV-1	1 m
G2801-60663	GCMOD-44	G2801-69663	Large Vol.	PLOT-Q (Agilent)	10 m		
G2801-60664	GCMOD-45	G2801-69664	1.0 µL BackFlush	OV-1701	8 m	OV-1701	1 m
G2801-60680	GCMOD-47	G2801-69680	1.6 Fixed Vol.	PLOT-Q (Agilent)	8 m		
G2801-60692	GCMOD-49	G2801-69692	Variable Vol.	Alumina KCl 0.32 mm	10 m		
G2801-60694	GCMOD-50	G2801-69694	1.0 µL BackFlush	OV-1, 2.0 µm	8 m	Stabilwax	1.2 m
G2801-60696	GCMOD-51	G2801-69696	Variable Vol.	OV-1701	4 m		
G2801-60698	GCMOD-52	G2801-69698	1.0 µL BackFlush	OV-1, 0.15 mm	6 m	Stabilwax	1.2 m
G2801-60701	GCMOD-53	G2801-69701	1.0 µL BackFlush	PLOT-U	8 m	Stabilwax	1.2 m
G2801-60703	GCMOD-54	G2801-69703	1.0 µL BackFlush	OV-1, 0.15 mm	14 m	OV-1	2.2 m
G2801-60594	GCMOD-55	#N/A!	Large Vol.	OV-1, 2.0 µm	14 m		
G2801-60801	GCMOD-56	G2801-69801	1.0 µL BackFlush	PLOT-Q (Varian)	12 m	PLOT-Q (Varian)	1 m
G2801-60802	GCMOD-57	G2801-69802	Large Vol.	PLOT-U	14 m		
G2801-60838	GCMOD-58	G2801-69838	0.4 µL BackFlush	Alumina 0.32 mm	14 m	Stabilwax	1.2 m
G2801-60850	GCMOD-59	G2801-69000	1.6 Fixed Vol.	OV-1, 2.0 µm	8 m		
G2801-60857	GCMOD-61	G2801-69857	1.0 µL BackFlush	PLOT-Q (Varian)	8 m	PLOT-Q (Varian)	1 m
G2801-60858	GCMOD-62	G2801-69858	1.0 µL BackFlush	Stabilwax	10 m	Stabilwax	1.2 m
G2801-60859	GCMOD-63	G2801-69859	1.0 µL BackFlush	Stabilwax	14 m	Stabilwax	1.2 m

IPN dilf16a1-a

Table 4-1 Standard modules (continued)

Reference Number on Top of GC Module	New Module Part Number	Refurbished Module Part Number	Injector Type	Analytical Column	Analtyical Column Length	Pre-Column	Pre-Column Length
G2801-60860	GCMOD-64	G2801-69010	1.6 Fixed Vol.	OV-1701	8 m		
G2801-60864	GCMOD-66	G2801-69864	Large Vol.	PLOT-Q (Varian)	8 m		
G2801-60865	GCMOD-67	G2801-69165	Large Vol.	PLOT-U	4 m		
G2801-60867	GCMOD-68	G2801-69867	Large Vol.	PLOT-U	8 m		
G2801-60871	GCMOD-70	G2801-69871	Large Vol.	PLOT-Q (Agilent)	8 m		
G2801-61080	GCMOD-71	G2801-69697	Variable Vol.	PLOT-Q (Varian)	10 m		
G2801-61106	GCMOD-72	G2801-69065	Variable Vol.	Alumina 0.25 mm	14 m		
G2801-61107	GCMOD-73	G2801-69042	1.6 Fixed Vol.	OV-1, 2.0 µm	10 m		
G2801-61108	GCMOD-74	G2801-69043	1.0 µL BackFlush	OV-1, 2.0 µm	10 m	Stabilwax	1.2 m
G2801-61109	GCMOD-75	G2801-69044	0.4 µL BackFlush	Alumina 0.25 mm	14 m	Alumina 0.25 mm	1 m
G2801-61110	GCMOD-76	G2801-69045	0.4 µL BackFlush	Alumina 0.32 mm	14 m	Alumina 0.32 mm	1 m
G2801-61114	GCMOD-77	G2801-69061	1.6 Fixed Vol.	OV-1, 2.0 µm	14 m		
G2801-61115	GCMOD-78	G2801-69062	Variable Vol.	OV-1, 2.0 µm	14 m		
G2801-61150	GCMOD-79	G2801-69160	1.6 Fixed Vol.	OV-73, 0.5 µm	6 m		
G2801-61151	GCMOD-80	G2801-69161	Variable Vol.	OV-73, 0.5 µm	6 m		
G2801-61153	GCMOD-81	G2801-69163	1.0 µL BackFlush	PLOT-U	10 m	PLOT-Q (Varian)	1 m
G2801-60593	GCMOD-82	#N/A!	Large Vol.	OV-1, 1.2 µm	4 m		
G2801-70650	GCMOD-83	G2801-79650	Variable Vol.	Molsieve	30 m		

IPN dilf16a1-a

4.3 Performance Enhanced Modules

Part Number	Photograph
GCMOD-XX Contains a two digit alphabetical ending dependent on column parameters Example: GCMOD-FW Contains a DIP switch for easy module commissioning	

IPN dilf16a1-a

4.3.1 Performance Enhanced Modules Table

NOTE: If the reference number is not listed in the table, refer to section 4.4.

Table 4-2 Performance enhanced modules

Reference Number on Top of GC Module	New Module Part Number	Refurbished Module Part Number	Injector Type	Analytical Column	Analtyical Column Length	Pre-Column	Pre-Column Length
G2807-60100	GCMOD-FA	G2807-69100	1.0 µL BackFlush	PLOT-U	8 m	PLOT-U	1 m
G2807-60502	GCMOD-FC	G2807-69047	1.0 µL BackFlush	PLOT-U	8 m	PLOT-Q (Varian)	1 m
G2807-60503	GCMOD-FD	G2807-69048	0.4 µL BackFlush	Alumina 0.32mm	10 m	Alumina 0.32mm	1 m
G2807-60506	GCMOD-FE	G2807-69001	1.6 Fixed Vol.	PLOT-U	8 m		
G2807-60507	GCMOD-FF	G2807-69002	1.6 Fixed Vol.	OV-1, 1.2 µm	4 m		
G2807-60508	GCMOD-FG	G2807-69003	1.6 Fixed Vol.	OV-1, 1.2 µm	8 m		
G2807-60509	GCMOD-FH	G2807-69004	1.6 Fixed Vol.	OV-1, 2.0 µm	6 m		
G2807-60511	GCMOD-FJ	G2807-69006	1.6 Fixed Vol.	Alumina	10 m		
G2807-60512	GCMOD-FK	G2807-69007	1.6 Fixed Vol.	PLOT-Q (Varian)	8 m		
G2807-60513	GCMOD-FL	G2807-69008	1.6 Fixed Vol.	PLOT-U	4 m		
G2807-60514	GCMOD-FM	G2807-69009	1.6 Fixed Vol.	PLOT-U	6 m		
G2807-60516	GCMOD-FN	G2807-69011	1.6 Fixed Vol.	Stabilwax	10 m		
G2807-60520	GCMOD-FO	G2807-69520	1.0 µL BackFlush	Molsieve	30 m	PLOT-U	3 m
G2807-60535	GCMOD-FP	G2807-69012	Variable Vol.	OV-1, 2.0 µm	8 m		
G2807-60536	GCMOD-FQ	G2807-69013	Variable Vol.	PLOT-U	8 m		
G2807-60537	GCMOD-FR	G2807-69014	Variable Vol.	OV-1, 1.2u m	4 m		
G2807-60538	GCMOD-FS	G2807-69015	Variable Vol.	OV-1, 1.2 µm	8 m		
G2807-60539	GCMOD-FT	G2807-69016	Variable Vol.	OV-1, 2.0 µm	6 m		
G2807-60541	GCMOD-FV	G2807-69018	Variable Vol.	Alumina 0.32 mm	10 m		

IPN dilf16a1-a

Table 4-2 Performance enhanced modules (continued)

Reference Number on Top of GC Module	New Module Part Number	Refurbished Module Part Number	Injector Type	Analytical Column	Analtyical Column Length	Pre-Column	Pre-Column Length
G2807-60542	GCMOD-FW	G2807-69019	Variable Vol.	PLOT-Q (Varian)	8 m		
G2807-60543	GCMOD-FX	G2807-69020	Variable Vol.	PLOT-U	4 m		
G2807-60544	GCMOD-FY	G2807-69021	Variable Vol.	PLOT-U	6 m		
G2807-60545	GCMOD-FZ	G2807-69022	Variable Vol.	OV-1701	8 m		
G2807-60546	GCMOD-GA	G2807-69023	Variable Vol.	Stabilwax	10 m		
G2807-60572	GCMOD-GB	G2807-69572	Large Vol.	OV-1701	8 m		
G2807-60578	GCMOD-GC	G2807-69578	Large Vol.	OV-1701	4 m		
G2807-60584	GCMOD-GD	G2807-69584	1.0 µL BackFlush	Molsieve	10 m	PLOT-U	3 m
G2807-60585	GCMOD-GE	G2807-69585	Variable Vol.	Molsieve	10 m		
G2807-60586	GCMOD-GF	G2807-69586	1.6 Fixed Vol.	Molsieve	10 m		
G2807-60587	GCMOD-GG	G2807-69587	Variable Vol.	Molsieve	14 m		
G2807-60588	GCMOD-GH	G2807-69588	Large Vol.	Molsieve	14 m		
G2807-60592	GCMOD-GI	G2807-69592	1.0 µL BackFlush	Molsieve	14 m	PLOT-U	2 m
G2807-60617	GCMOD-GJ	G2807-69617	Large Vol.	Molsieve	10 m		
G2807-60620	GCMOD-GK	G2807-69620	Large Vol.	Molsieve	30 m		
G2807-60628	GCMOD-GL	G2807-69628	Large Vol.	Stabilwax	10 m		
G2807-60642	GCMOD-GM	G2807-69642	Variable Vol.	Innowax	10 m		
G2807-60643	GCMOD-GN	G2807-69643	Variable Vol.	Molsieve	4 m		
G2807-60644	GCMOD-GO	G2807-69644	Variable Vol.	PLOT-Q (Agilent)	8 m		
G2807-60649	GCMOD-GP	G2807-69649	Variable Vol.	HPFFAP	25 m		
G2807-60660	GCMOD-GQ	G2807-69660	1.0 µL BackFlush	OV-1, 0.15 mm	4 m	OV-1	1 m
G2807-60663	GCMOD-GR	G2807-69663	Large Vol.	PLOT-Q (Agilent)	10 m		
G2807-60664	GCMOD-GS	G2807-69664	1.0 µL BackFlush	OV-1701	8 m	OV-1701	1 m
G2807-60692	GCMOD-GV	G2807-69692	Variable Vol.	Alumina KCl 0.32 mm	10 m		

IPN dilf16a1-a

Table 4-2 Performance enhanced modules (continued)

Reference Number on Top of GC Module	New Module Part Number	Refurbished Module Part Number	Injector Type	Analytical Column	Analtyical Column Length	Pre-Column	Pre-Column Length
G2807-60694	GCMOD-GW	G2807-69694	1.0 µL BackFlush	OV-1, 2.0 µm	8 m	Stabilwax	1.2 m
G2807-60696	GCMOD-GX	G2807-69696	Variable Vol.	OV-1701	4 m		
G2807-60698	GCMOD-GY	G2807-69698	1.0 µL BackFlush	OV-1, 0.15 mm	6 m	Stabilwax	1.2 m
G2807-60701	GCMOD-GZ	G2807-69701	1.0 µL BackFlush	PLOT-U	8 m	Stabilwax	1.2 m
G2807-60703	GCMOD-HA	G2807-69703	1.0 µL BackFlush	OV-1, 0.15 mm	14 m	OV-1	2.2 m
G2807-60594	GCMOD-HB	N/A	Large Vol.	OV-1, 2.0 µm	14 m		
G2807-60801	GCMOD-HC	G2807-69801	1.0 µL BackFlush	PLOT-Q (Varian)	12 m	PLOT-Q (Varian)	1 m
G2807-60802	GCMOD-HD	G2807-69802	Large Vol.	PLOT-U	14 m		
G2807-60838	GCMOD-HE	G2807-69838	0.4 lush	Alumina 0.32 mm	14 m	Stabilwax	1.2 m
G2807-60850	GCMOD-HF	G2807-69000	1.6 Fixed Vol.	OV-1, 2.0u m	8 m		
G2807-60857	GCMOD-HI	G2807-69857	1.0 µL BackFlush	PLOT-Q (Varian)	8 m	PLOT-Q (Varian)	1 m
G2807-60858	GCMOD-HJ	G2807-69858	1.0 µL BackFlush	Stabilwax	10 m	Stabilwax	1.2 m
G2807-60859	GCMOD-HK	G2807-69859	1.0 µL BackFlush	Stabilwax	14 m	Stabilwax	1.2 m
G2807-60860	GCMOD-HL	G2807-69010	1.6 Fixed Vol.	OV-1701	8 m		
G2807-60864	GCMOD-HN	G2807-69864	Large Vol.	PLOT-Q (Varian)	8 m		
G2807-60865	GCMOD-HO	G2807-69165	Large Vol.	PLOT-U	4 m		
G2807-60867	GCMOD-HP	G2807-69867	Large Vol.	PLOT-U	8 m		
G2807-60871	GCMOD-HR	G2807-69871	Large Vol.	PLOT-Q (Agilent)	8 m		
G2807-61080	GCMOD-HS	G2807-69697	Variable Vol.	PLOT-Q (Varian)	10 m		
G2807-61106	GCMOD-HT	G2807-69065	Variable Vol.	Alumina 0.25 mm	14 m		

IPN dilf16a1-a

Table 4-2 Performance enhanced modules (continued)

Reference Number on Top of GC Module	New Module Part Number	Refurbished Module Part Number	Injector Type	Analytical Column	Analtyical Column Length	Pre-Column	Pre-Column Length
G2807-61107	GCMOD-HU	G2807-69042	1.6 Fixed Vol.	OV-1, 2.0 µm	10 m		
G2807-61108	GCMOD-HV	G2807-69043	1.0 µL BackFlush	OV-1, 2.0 µm	10 m	Stabilwax	1.2 m
G2807-61109	GCMOD-HW	G2807-69044	0.4 µL BackFlush	Alumina 0.25 mm	14 m	Alumina 0.25 mm	1 m
G2807-61110	GCMOD-HX	G2807-69045	0.4 µL BackFlush	Alumina 0.32 mm	14 m	Alumina 0.32 mm	1 m
G2807-61114	GCMOD-HY	G2807-69061	1.6 Fixed Vol.	OV-1, 2.0 µm	14 m		
G2807-61115	GCMOD-HZ	G2807-69062	Variable Vol.	OV-1, 2.0 µm	14 m		
G2807-61150	GCMOD-IA	G2807-69160	1.6 Fixed Vol.	OV-73, 0.5 µm	6 m		
G2807-61151	GCMOD-IB	G2807-69161	Variable Vol.	OV-73, 0.5 µm	6 m		
G2807-61152	GCMOD-IC	G2807-69162	Large Vol.	14% Phenyl	12.5 m		
G2807-61153	GCMOD-ID	G2807-69163	1.0 µL BackFlush	PLOT-U	10 m	PLOT-Q (Varian)	1 m
G2807-60593	GCMOD-IE	#N/A!	Large Vol.	OV-1, 1.2 µm	4 m		
G2807-70650	GCMOD-IF	G2807-79650	Variable Vol.	Molsieve	30 m		

IPN dilf16a1-a

4.4 Discontinued Module Replacement IPNs

Discontinued GC modules with no INFICON Part Number (e.g., G2801-60501) are listed for service support, not for sale. A list of replacement modules is given in the table below.

Table 4-3 Discontinued modules replacement

Reference Number Top of GC module	New Module Replacement Part Number	Injector Type	Analytical Column	Analtyical Column Length	Pre-Column	Pre-Column Length
G2801-60501	GCMOD-30	1.0 µL BackFlush	Molsieve	10 m	PLOT-U	3 m
G2801-60540	GCMOD-31	Variable Vol.	Molsieve	10 m		
G2801-60510	GCMOD-32	1.6 Fixed Vol.	Molsieve	10 m		
G2801-60687	GCMOD-33	Variable Vol.	Molsieve	14 m		
G2801-60868	GCMOD-34	Large Vol.	Molsieve	14 m		
G2801-60852	GCMOD-35	1.0 µL BackFlush	Molsieve	14 m	PLOT-U	2 m
G2801-60862	GCMOD-36	Large Vol.	Molsieve	10 m		
G2801-61171	GCMOD-78	Variable Vol.	OV-1, 2.0 µm	14 m		
G2801-60669	GCMOD-57	Large Vol.	PLOT-U	14 m		
G2807-60501	GCMOD-GD	1.0 µL BackFlush	Molsieve	10 m	PLOT-U	3 m
G2807-60540	GCMOD-GE	Variable Vol.	Molsieve	10 m		
G2807-60510	GCMOD-GF	1.6 Fixed Vol.	Molsieve	10 m		
G2807-60687	GCMOD-GG	Variable Vol.	Molsieve	14 m		
G2807-60868	GCMOD-GH	Large Vol.	Molsieve	14 m		
G2807-60852	GCMOD-GI	1.0 µL BackFlush	Molsieve	14 m	PLOT-U	2 m
G2807-60862	GCMOD-GJ	Large Vol.	Molsieve	10 m		
G2807-61171	GCMOD-HZ	Variable Vol.	OV-1, 2.0 µm	14 m		
G2807-60669	GCMOD-HD	Large Vol.	PLOT-U	14 m		

IPN dilf16a1-a