


DN 40 CF

Electrical Feedthroughs



SELECTION DATA

		DN 40 CF-F	DN 40 CF-F	DN 40 CF-F	DN 40 CF-F	DN 40 CF-F
Vacuum connection		1	1	2	4	9
Number of feedthroughs		1	1	2	4	9
Voltage per pole	kV	0.3	1	0.3	1	1
Current per pole	A	70	200/1000 ¹⁾	70	8	8

1) With water-cooling

ORDERING INFORMATION

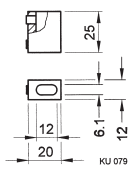
Feedthrough	214-136	214-127	214-128	214-116	214-117
Connection piece: vacuum side	214-195	214-196	214-195	214-192	214-198
Connector: atmospheric side	214-176	214-177	214-176	214-173	214-181
Connector: atm. side, H ₂ O cooled	–	214-178	–	–	–

SPECIFICATIONS

Bakeout temperature	°C	400				
Tightness	mbar l/s	5 x 10 ⁻¹¹				
Pressure (absolute)		1 x 10 ⁻¹⁰ mbar ... 2 bar				
Flange		304/1.4301	304/1.4301	304/1.4301	304/1.4301	304/1.4301
Conductor		OFC 2.0040	OFC 2.0040	OFC 2.0040	304/1.4301	304/1.4301
Insulator		Al ₂ O ₃	Al ₂ O ₃	Al ₂ O ₃	Al ₂ O ₃	Al ₂ O ₃
Weight		0.15	0.5	0.45	0.3	0.5
Connection piece: vacuum side		2	1	2	5	10
Current	A	20	1000 ¹⁾	100	12	12
Bakeout temperature	°C	400	400	400	400	400
Material		304/1.4301	2.0061	304/1.4301	304/1.4301	304/1.4301
Connector: atmospheric side	Pieces	2	1	2	5	10
Current max.	A	100	250	100	25	25
Insulated, for use up to	VAC/VDC	not insulated	30/60	30/60	30/60	30/60
Bakeout temperature	°C	150	150	50	50	50
Contact		silver-plated brass	silver-plated brass	silver-plated brass	gold-plated brass	gold-plated brass

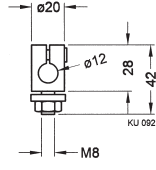
DIMENSIONS

214-195



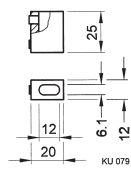
Connector vacuum side

214-196



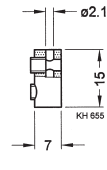
Connector vacuum side

214-195



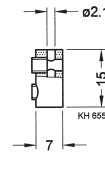
Connector vacuum side

214-192



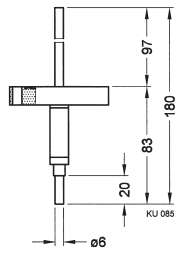
Connector vacuum side

214-198



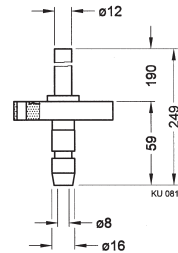
Connector vacuum side

214-136



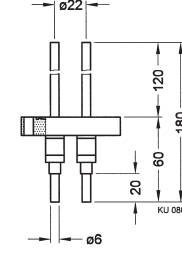
Feedthrough

214-127



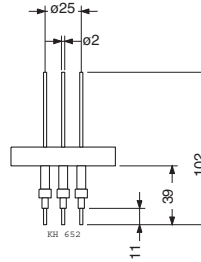
Feedthrough

214-128



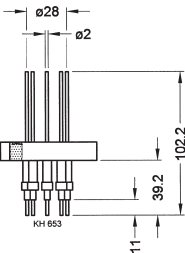
Feedthrough

214-116



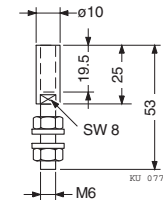
Feedthrough

214-117



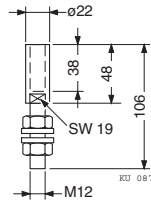
Feedthrough

214-176



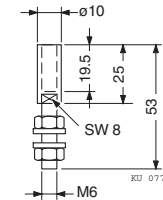
Connector air side

214-177



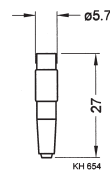
Connector air side

214-176



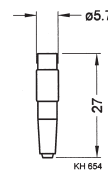
Connector air side

214-173

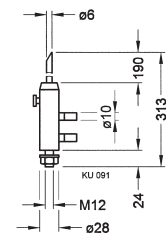


Connector air side
With soldered joint

214-181



Connector air side
With soldered joint



With water-proof 1)		
Current max.	A	1000
Not insulated, for use up to		24
Bakeout temperature	°C	120
Contact		silver-plated brass



GLOBAL HEADQUARTERS:

Two Technology Place, East Syracuse, NY 13057 USA
Tel: +1.315.434.1100 Fax: +1.315.437.3803 E-mail: reachus@inficon.com

UNITED STATES FRANCE GERMANY LIECHTENSTEIN SWITZERLAND UNITED KINGDOM CHINA JAPAN KOREA SINGAPORE TAIWAN

Visit our website for contact information and other sales offices worldwide. www.inficon.com
Due to our continuing program of product improvements, specifications are subject to change without notice.
riba12e1-b (2007-02) ©2007 INFICON Inc.