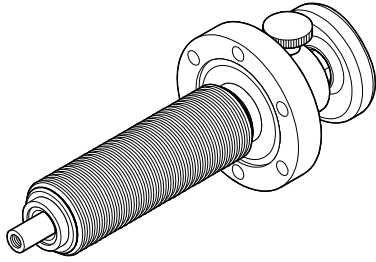


Linear feedthrough

DN 40 CF-R
FPU040-H



Operating Manual
incl. Manufacturer's Declaration

rina11e1 (0004)

Validity

This document applies to products with part number 214-332.

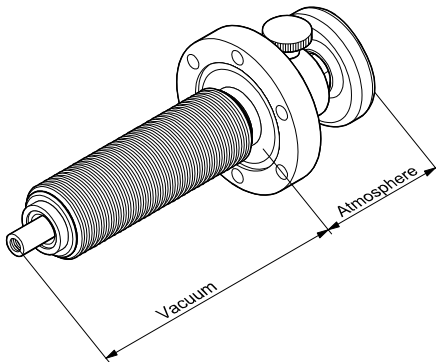
We reserve the right to make technical changes without prior notice.

Intended Use

The FPU040-H all metal linear feedthrough is used for transferring longitudinal motions into vacuum systems.

Functional Principle

The motions performed at atmosphere are transferred directly to the vacuum.



Safety

Symbols Used

STOP DANGER
Information on preventing any kind of physical injury.

WARNING
Information on preventing extensive equipment and environmental damage.

Caution
Information on correct handling or use. Disregard can lead to malfunctions or minor equipment damage.

Personnel Qualifications

Skilled personnel
All work described in this document may only be carried out by persons who have suitable technical training and the necessary experience or who have been instructed by the end-user of the product.

General Safety Instructions

- Adhere to the applicable regulations and take the necessary precautions for all work you are going to do and consider the safety instructions in this document.
- Before you begin to work, find out whether any vacuum components are contaminated. Adhere to the relevant regulations and take the necessary precautions when handling contaminated parts.

Communicate the safety instructions to all other users.

Liability and Warranty

Inficon assumes no liability and the warranty becomes null and void if the end-user or third parties

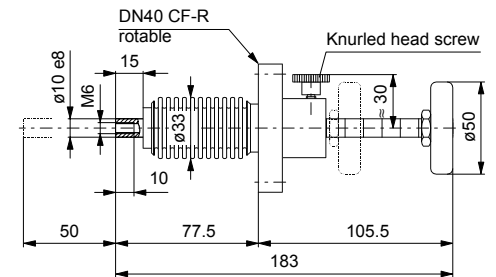
- disregard the information in this document
- use the product in a non-conforming manner
- make any kind of changes (modifications, alterations etc.) to the product
- use the product with accessories not listed in the corresponding product documentation.

The end-user assumes the responsibility in conjunction with the process media used.

Technical Data

Connection flange	DN 40 CF-R
Shaft connection	M6×10 mm or ø10 e8×15 mm
Mounting orientation	any
Tightness	1×10 ⁻¹⁰ mbar l/s
Pressure range	1×10 ⁻⁹ mbar 2 bar (absolute)
Service life	10,000 cycles
Displacement	50 mm
Scale division	10 mm
Shaft load	
radial, at maximum displacement	100 N
axial, to vacuum	140 N
axial, to atmosphere	200 N
torsion	0.5 Nm
Temperatures	
operation (static, dynamic)	300 °C
bakeout	300 °C
storage	-15 °C ... +60 °C
Materials	
feedthrough, bellows	stainless steel, non-magnetic
Knob	Al alloy
Weight	0.80 kg

Dimensions



Installation

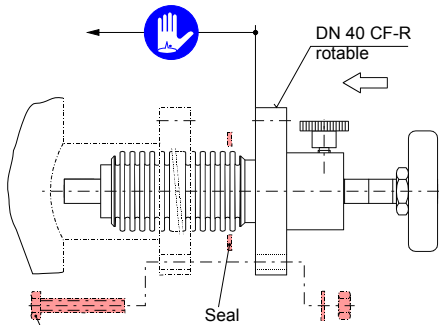
Vacuum Connection

Caution

Caution: vacuum component
Dirt and damages impair the function of the vacuum component.
When handling vacuum components, take appropriate measures to ensure cleanliness and prevent damages.

Caution

Caution: dirt sensitive area
Touching the product or parts thereof with one's bare hands increases the desorption rate.
Always wear clean, lint-free gloves and use clean tools when working in this area.



M6 × 35 (6 pieces)
Required torque = 10 Nm

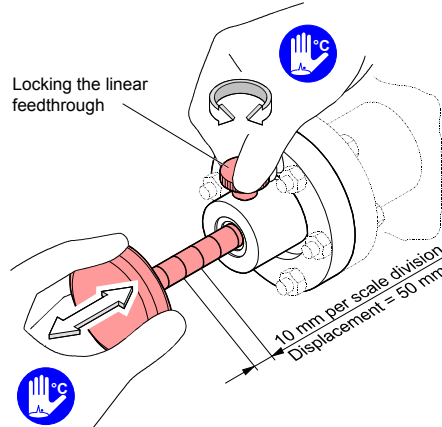
Seal	Ordering number
Copper (10 pieces)	213-372
Copper, silver plated (10 pieces)	213-382
FPM (5 pieces)	213-392

Operation

The linear feedthrough is ready for installation as soon as it has been installed.

STOP DANGER

Caution: hot surface
Touching the hot surface (>55 °C) can cause burns (→ "Technical data").
Wear protective gloves.



Deinstallation

STOP DANGER

Caution: contaminated parts
Contaminated parts can be detrimental to health and environment.
Before beginning to work, find out whether any parts are contaminated. Adhere to the relevant regulations and take the necessary precautions when handling contaminated parts.

Caution

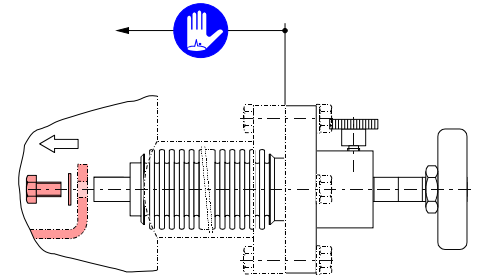
Caution: vacuum component
Dirt and damages impair the function of the vacuum component.
When handling vacuum components, take appropriate measures to ensure cleanliness and prevent damages.

Caution

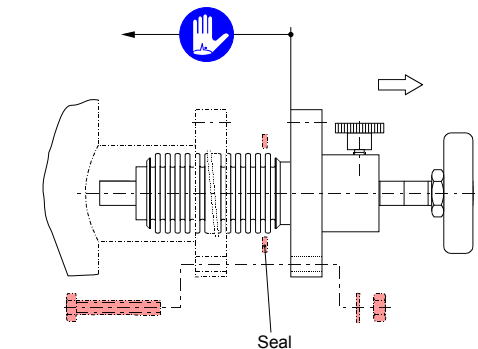
Caution: dirt sensitive area
Touching the product or parts thereof with one's bare hands increases the desorption rate.
Always wear clean, lint-free gloves and use clean tools when working in this area.

Procedure

- 1 Vent the vacuum system and wait until it has cooled down to <55 °C.
- 2 Detach the process dependent component.



- 3 Detach the vacuum connection.



Caution

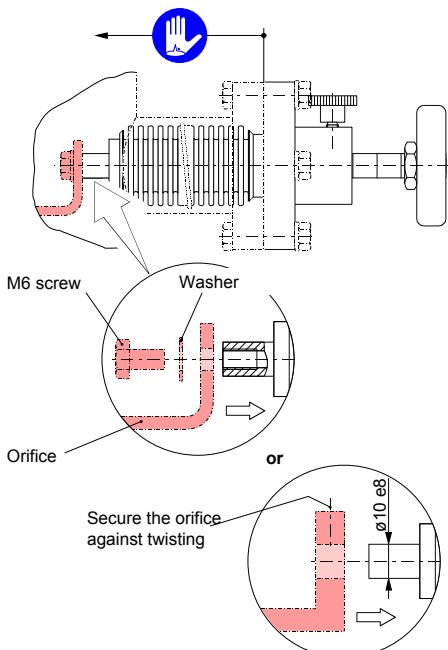
Caution
We recommend using a new seal when re-installing the linear feedthrough (→ "Installation").

Installing the Process Dependent Component

(e.g. orifice)

Caution

Caution: dirt sensitive area
Touching the product or parts thereof with one's bare hands increases the desorption rate.
Always wear clean, lint-free gloves and use clean tools when working in this area.



(0004)

Maintenance

The product requires no maintenance.

Repair

We recommend returning the product to your nearest Inficon-Service Center for repair.

Inficon assumes no liability and the warranty becomes null and void if any repair work is carried out by the end-user or third parties.

Storage

Caution



Caution: vacuum component
Inappropriate storage leads to an increase of the desorption rate and/or may result in mechanical damage of the product.

Cover the side of the product which is going to be exposed to the vacuum with grease free aluminum foil. Do not exceed the admissible storage temperature range (→ "Technical Data").

Returning the Product

WARNING



Caution: forwarding contaminated products
Contaminated parts (e.g. radioactive, toxic, caustic or microbiological) can be detrimental to health and environment.

Products returned to Inficon should preferably be free of harmful substances. Adhere to the forwarding regulations of all involved countries and forwarding companies and enclose a duly completed declaration of contamination.

Products that are not clearly declared as "free of harmful substances" are decontaminated at the expense of the customer.

Products not accompanied by a duly completed declaration of contamination are returned to the sender at his own expense.

Disposal

DANGER



Caution: contaminated parts
Contaminated parts can be detrimental to health and environment.

Before beginning to work, find out whether any parts are contaminated. Adhere to the relevant regulations and take the necessary precautions when handling contaminated parts.

WARNING



Caution: substances detrimental to the environment

Products or parts thereof (mechanical and electric components, operating fluids etc.) can be detrimental to the environment.

Dispose of such substances in accordance with the relevant local regulations.

Separating the Components

After disassembling the product, separate its components according to the following criteria:

- Contaminated components
Contaminated components (radioactive, toxic, caustic, or biological hazard etc.) must be decontaminated in accordance with the relevant national regulations, separated according to their materials, and recycled.
- Other components
Such components must be separated according to their materials and recycled.

Declaration of Contamination

The service, repair, and/or disposal of vacuum equipment and components will only be carried out if a correctly completed declaration has been submitted. Non-completion will result in delay.
This declaration may only be completed (in block letters) and signed by authorized and qualified staff.

1 Description of product Type _____ Article Number _____ Serial Number _____	2 Reason for return _____ _____ _____																														
↓																															
3 Operating fluid(s) used _____ _____																															
↓																															
4 Process related contamination of product:																															
toxic no <input type="checkbox"/> corrosive no <input type="checkbox"/> biological hazard no <input type="checkbox"/> explosive no <input type="checkbox"/> radioactive no <input type="checkbox"/> other harmful substances no <input type="checkbox"/>	yes <input type="checkbox"/> yes <input type="checkbox"/> yes <input type="checkbox"/> *) yes <input type="checkbox"/> *) yes <input type="checkbox"/> *) yes <input type="checkbox"/>																														
*) Products thus contaminated will not be accepted without written evidence of decontamination!																															
↓																															
The product is free of any substances which are damaging to health yes <input type="checkbox"/>																															
↓																															
5 Harmful substances, gases and/or by-products Please list all substances, gases and by-products which may have come into contact with the product:																															
<table border="1" style="width: 100%; border-collapse: collapse;"> <thead> <tr> <th style="width: 20%;">Trade/product name manufacturer</th> <th style="width: 20%;">Chemical name (or symbol)</th> <th style="width: 15%;">Dangerous material class</th> <th style="width: 20%;">Measures in case of spillage</th> <th style="width: 25%;">First aid in case of contact</th> </tr> </thead> <tbody> <tr><td> </td><td> </td><td> </td><td> </td><td> </td></tr> <tr><td> </td><td> </td><td> </td><td> </td><td> </td></tr> <tr><td> </td><td> </td><td> </td><td> </td><td> </td></tr> <tr><td> </td><td> </td><td> </td><td> </td><td> </td></tr> <tr><td> </td><td> </td><td> </td><td> </td><td> </td></tr> </tbody> </table>		Trade/product name manufacturer	Chemical name (or symbol)	Dangerous material class	Measures in case of spillage	First aid in case of contact																									
Trade/product name manufacturer	Chemical name (or symbol)	Dangerous material class	Measures in case of spillage	First aid in case of contact																											
↓																															
6 Legally binding declaration: I/we hereby declare that the information on this form is complete and accurate and that I/we will assume any further costs that may arise. The contaminated product will be in accordance with the applicable regulations.																															
Organization/company _____ Address _____ Phone _____ Email _____ Name _____ Post code, place _____ Fax _____ Data and legally binding signature _____ Company stamp _____																															

This form can be downloaded from our website.

Copies: Original for addressee - 1 copy for accompanying documents - 1 copy for file of sender

Manufacturer's Declaration

as defined by the Council Directive relating to machinery 98/37/EC, Appendix IIb

We, Inficon, hereby declare that putting the incomplete equipment mentioned below into operation is not permitted until evidence is given that the system into which that incomplete equipment shall be installed is in accordance with the provisions of the EC Council Directive relating to machinery.

Linear feedthrough

DN 40 CF-R
FPU040-H

Part number

214-332

Standards

Harmonized and international/national standards and specifications:

- 89/392/EEC version 93/68/EEC
- EN 292-1+EN 292-2 / 9.91

Signatures

Inficon AG, Liechtenstein

02 May 2000



Hans-Christoph Gehlhar
Product Management

02 May 2000



Hugo Frei
Product development